SN	ZINN VERSION / TINN VERSION
AG	SILBER VERSION / SILVER VERSION
AU,V1	VORVERGOLDETE VERSION / PREPLATED VERSION
AU,V2	NACHVERGOLDETE VERSION / POSTPLATED VERSION

L_{ges}	L_1 ±0.15	H_2 ±0.2	H_3 ±0.2	H_4 ±0.2	H_1 ±0.2	B_2 ±0.2	B_{ges} ±0.2	B_3 ±0.2	B_1 ±0.2	CROSS SECTION QUERSCH.
19.80	9.70	1.75	1.50	1.60		1.80	1.50	1.60		0.08 - 0.13
19.80	9.80	2.60			2.00	2.30			1.75	0.35 - 0.50
19.80	9.90	3.60			2.60	2.90			2.45	0.50 - 1.00
19.80	9.70	4.35			3.75	4.35			3.60	1.50 - 2.00
19.80	9.60	4.40			3.30	4.35			3.40	1.00 - 1.50

CABLE-TYPE LTG.-TYP	MATERIAL WERKSTOFF	G ± 0.05	SURFACE OBERFLACHE	CROSS SECTION QUERSCH.	TYPE TYP	VERSION AUSFUEHR.	PART-NO.	PART-REV	DATE DATUM
FLR 1D 1R	BODY/ BASISTEIL: SIM./AEHNL. EN 1654 CUNI[S] RM MIN. 690 MPA SLEEVE/ UEBERFEDER: EN 10151 X10CRNI18B RM MIN. 1150 MPA	0.74	SN	0.08 - 0.13		BLOCKSEAL	13947535	01	05MR12
				0.35 - 0.50		BLOCKSEAL	15414369	04	10MR05
				0.50 - 1.00		BLOCKSEAL	15414370	04	10MR05
				0.75	HCC	BLOCKSEAL	13984923	01	17SE12
				1.50 - 2.00		BLOCKSEAL	15414435	04	10MR05
				1.00 - 1.50		DOUBLE	15446415	04	10MR05
			AU,V1	0.35 - 0.50		BLOCKSEAL	15414437	04	10MR05
				0.50 - 1.00		BLOCKSEAL	15414438	04	10MR05
				1.50 - 2.00		BLOCKSEAL	15414439	04	10MR05
				1.00 - 1.50		DOUBLE	15446422	04	10MR05
			AU,V2	0.35 - 0.50		BLOCKSEAL	13553176	01	10MR05
				0.50 - 1.00		BLOCKSEAL	13553177	01	10MR05
				1.50 - 2.00		BLOCKSEAL	13553178	01	10MR05
				1.00 - 1.50		DOUBLE	13553179	01	10MR05
			AG	0.35 - 0.50		BLOCKSEAL	13846662	01	16SE10
				0.50 - 1.00		BLOCKSEAL	13846663	01	16SE10
				1.50 - 2.00		BLOCKSEAL	13846665	01	16SE10
				1.00 - 1.50		DOUBLE	13846664	01	16SE10
		0.6	AU,V1	0.35 - 0.50		BLOCKSEAL	13853548	01	16SE10
				0.50 - 1.00		BLOCKSEAL	13853561	01	16SE10
				1.50 - 2.00		BLOCKSEAL	13853560	01	16SE10
				1.00 - 1.50		DOUBLE	13853552	01	16SE10

DWG STATUS DATE	STG	REV	N/P	CHG	ZONE	REVISION HISTORY	AUTH	DR	APVD 1	APVD 2
16SE10	R	06				NEW DWG FORMAT / NEUES ZEICHNUNGSFORMAT				
				--	H4	PART NO. 13846662, 13846663, 13846664, 13846665, 13953548, 13953552, 13953560 AND 13953561 ADDED PART NR. 13846662, 13846663, 13846664, 13846665, 13953548, 13953552, 13953560 UND 13953561 HINZU				
				--	W10	DIMENSION G ADDED MASS G HINZU		HSUB	QUT	
14SE11	R		AA		D11	DIM./MASS 2 +0.2-0.3 W45/WR 2± 0.2		W.PHI	QUT	
22DE11		07				PART-NO./ TEILE-NR. 13626222-24 REMOVED/ ENTFERNT PROGRESSION STRIP REMOVED / TRANSPORTSTREIFEN ENTFERNT		BOE	FRI	
05MR12		08				13947535 ADDED / HINZU		J.VIL	FRI	SYS
	A				E0	DIM./ MASS 1.4± D1± 0.8 REMOVED/ ENTFERNT		J.VIL	FRI	
19SE12	R	09				13984923 ADDED/ HINZU		FRI	QUT	

A-A

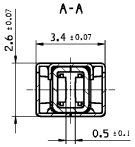

D-D
ONLY INSULATIONCRIMP SHOWN
NUR ISOLATIONSCRIMP DARGESTELLT

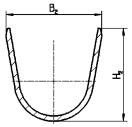

C-C
ONLY CONDUCTORCRIMP SHOWN
NUR ADERCRIMPDARGESTELLT

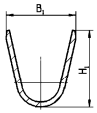

ONLY TYPE HCC
NUR TYP HCC

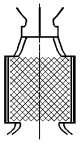

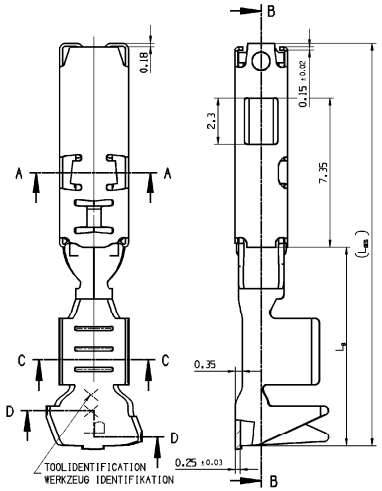

B-B
ONLY RECEPTACLE
NUR KONTAKTKASTEN

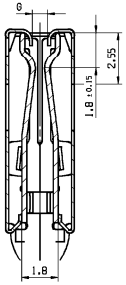

OPTIONAL CONSTRUCTION
CRIMP 0.08 - 0.13

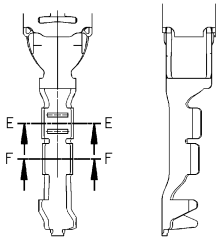

E-E
ONLY CRIMPSECTION SHOWN
NUR SCHNITTEBENE DARGESTELLT



F-F

SCALE/MASSSTAB 5:1

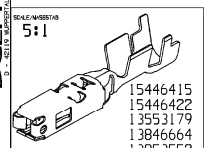

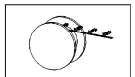

UNWIND DIRECTION
ABSPULRICHTUNG

REMARKS:

- DIMENSIONS IN MM
- BURRS ON CUTTEN EDGES ACCORDING TO DIN 9830-F
- PART-NO.: 15414435, 15414439 13553178, 13846665 AND 13853560 SUITABLE ALSO FOR CROSS SECTION 2.5 MM²; CAVITY NOT AVAILABLE AT THIS TIME
- HCC: HIGH COMPACTION CRIMP

BEMERKUNGEN:

- MASSE IN MM
- STANZGRAT NACH DIN 9830-F
- PART-NO.: 15414435, 15414439 13553178, 13846665 UND 13853560 EBENSO GEEIGNET FUER QUERSCHNITT 2.5 MM²; KAMMER ZUR ZEIT NICHT VERFUEGBAR
- HCC: HOCH VERDICHTENDER CRIMP

CRIMP MANUFACTURING PARAMETERS AND TOOLING ACCORDING TO DELPHI-SPECIFICATION

CRIMPVERARBEITUNGSPARAMETER UND WERKZEUGE GEMAESS DELPHI-SPECIFICATION

KEY PRODUCT CHARACTERISTICS			
SAFETY/COMPLIANCE	FIT/FUNCTION	TOTAL ON DRAWING	0
S/C CHECKPOINTS	F/F CHECKPOINTS	LAST NO. USED	0

NO & TYPE	DESCRIPTION	RATIONALE	PTS	ZONE

DIN TO CHECK / PRUEFMASSE
DIN FOR HELP / HILFSMASSE
THEORETIC DIM / THEORE. MASSE

LINE DRAWN THROUGH A PART NUMBER INDICATES THAT PHYSICAL PARTS ARE NOT AVAILABLE FOR ORDERING.

PART NUMBERS THAT DO NOT HAVE A LINE PRESENT INDICATE THAT PHYSICAL PARTS ARE AVAILABLE FOR ORDERING.

CONTACT DELPHI SALES TO ASSURE AVAILABILITY OF PARTS.

MIT EINER LINE DURCHGESTRICHENE PART-NR GEKENNZEICHNET, DASS DIESE PART-NR NICHT BESTELLT WERDEN KANN.

PART-NR OHNE LINE ZEIGEN, KENNZEICHNEN DAS TEILE ZUR BESTELLUNG VERFUEGBAR SIND.

FUER VERFUEGBARKEIT DER PARTS DEN EINKAUF VON DELPHI KONTAKTIEREN

R 0.1 MAX
R 0.2 MAX

SHARP CORNER TOLERANCE

DIMENSIONAL RANGE (MM)	CHART D
FROM 0 TO 12	>12
TOLERANCE UNLESS OTHERWISE SPECIFIED	
±0.1	±0.2
ANGULAR TOLERANCE ±2°	

SCALE/MASSSTAB 1:1

SCALE/MASSSTAB 5:1

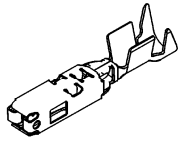

DWG TYP
PART DRAWING

WEIGHT (GR)
0.32

VOLUME (CM³)

ROUTING

DISTR CODE
D

UNLESS OTHERWISE SPECIFIED

GENERAL TOLERANCES ACCORDING TO:

GD&T ACCORDING TO:

REFERENCE

FIRST ANGLE PROJECTION

DO NOT SCALE

USE MATH DATA

DELPHI

DELPHI DEUTSCHLAND GMBH
D-42119 WUPPERTAL

COPYRIGHT 2001 DELPHI CORPORATION AND/OR ITS AFFILIATES.
ALL RIGHTS RESERVED.
REVISED 2002
THIS DRAWING IS THE PROPERTY OF DELPHI CORPORATION. THE REPRODUCTION, DISTRIBUTION AND UTILIZATION OF THIS DOCUMENT OR ITS RELATED CAD MATH DATA, AS WELL AS COMMUNICATION OF ANY CONTENT TO OTHERS, WITHOUT EXPRESS AUTHORIZATION IS PROHIBITED.
DIESE ZEICHNUNG IST EIGENTUM DER DELPHI CORPORATION. DIE REPRODUKTION, VERTEILUNG UND NUTZUNG DIESES DOKUMENTES ODER DEREN ZUGEHOERIGEN CAD DATEN ODER AUCH ALS KOMMUNIKATION VON BELIEBIGEN INHALT ZU ANDEREN, IST OHNE BERECHTIGUNGSERTEILUNG DURCH DIE DELPHI CORPORATION UNZULAESSIG.

		DATE
DR	JBRAKE	29OC01
APVD1	ECVASA	29OC01
APVD2	R.WIS.	30JA02
APVD3		
APVD4		
APVD5		

SUBSTANCES OF CONCERN AND RECYCLED CONTENT PER DELPHI (DP49003)
POTENTIELL BEFAHRLICHE STOFFE UND RECYCLATANTEIL GEMAESS DELPHI (DP49003)

MATERIAL
SEE CHART / SIEHE TABELLE

DRAWING NAME
BTS 1.5x0.8
BLOCKSEAL TERMINAL SYSTEM

BTS 1.5x0.8
BLOCKDICHTUNG KONTAKTTEIL SYSTEM

DRAWING NUMBER
15414368

SIZE	SCALE	FRAME NO	SHEET NO	STG	REV	N/P
A1	10:1	1 OF 1	1 OF 1	R	09	AA

COMPUTER DOCUMENTS ARE ONLY VALID ON THE SERVER