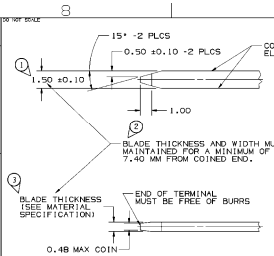

MATERIAL SPECIFICATIONS

RECOMMENDED

BASE METAL - CDA-210, EXTRA SPRING TEMPER

PLATING - 0.0050±0.0025 MM THICK TIN

MINIMUMS

ELECTRICAL CONDUCTIVITY - ≥ 20% IACS AT 20°C. USE OF A MATERIAL WITH CONDUCTIVITY < 20% IACS MUST BE APPROVED BY PACKARD ELECTRIC MATERIALS ENGINEERING.

TENSILE STRENGTH - 407 MPa

PLATING - FOR LOW ENERGY (≤5v) AND NON-PASSENGER COMPARTMENT POWER CIRCUITS, 0.0050±0.0025 MM THICK TIN. FOR MATERIALS CONTAINING 10% OR MORE ZINC, AN UNDERPLATE OF COPPER 0.0050±0.0025 MM THICK IS REQUIRED.

BLADE THICKNESS
UNPLATE = 0.81±0.025
TIN PLATE = 0.823±0.030

MATING BLADE INFORMATION

SCALE 8:1

SNOWCONE CHARACTERISTICS		
"◇" DENOTES DIMENSIONS AND CHARACTERISTICS THAT ARE IMPORTANT TO THE FUNCTION AND/OR PROCESSING OF THE PART THAT HAVE SPECIAL ACCEPTANCE CRITERIA FOR PRODUCTION APPROVAL.	TOTAL ON DRAWING	4
	LAST NO. USED	4

DATE	REV	REVISION RECORD	AUTH	CH	DI
05APR97	—	ALL PARTS - REVISED			
		- NO REV UPDATE REQ'D	178177	JMPRV	
05APR97	—	153261413 - RELEASED TO			
		REV "A"	970005	JMPRV	
03JAN14	—	ALL PARTS - ADDED			
		LUBEWELL LUBRICANT NOTE	424986	JMPRV	

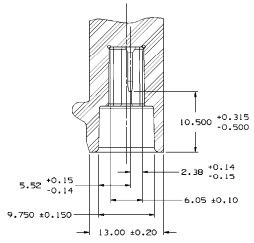

SECTION A-A

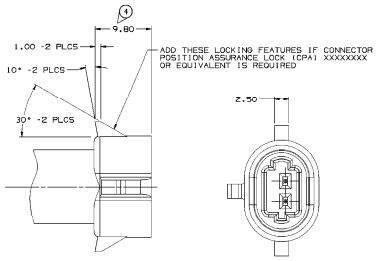

OPTIONAL CONSTRUCTION

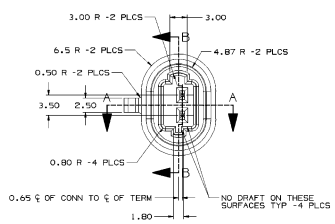

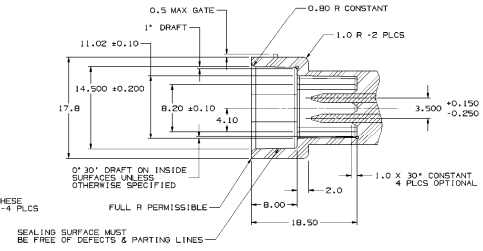

SECTION B-B

PART NO 1216 2265

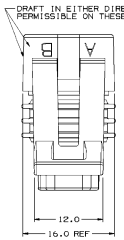

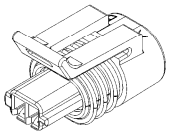

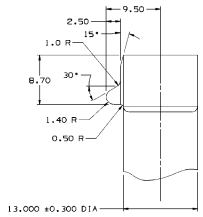

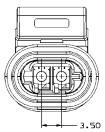

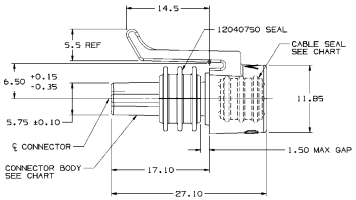

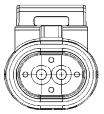

NOTES:

1. UNLESS OTHERWISE SPECIFIED AND/OR INDICATED:
   DIMENSIONS ARE TO FACE OF VIEW SHOWN AND AUTOMATICALLY ROUNDED BY COMPUTER FOR INSPECTION. (SEE MATH MODEL FOR PRECISE DIMENSION)
   FOR ALL OTHER DIMENSIONS NOT SHOWN BUT REQUIRED FOR TOOL BUILD, SEE MATH MODEL FOR PRECISE TOOL PATH DATA.
   ALL RADII 0.40
2. NO DRAFT PERMISSIBLE ON PART UNLESS SPECIFIED.

MATING CONNECTOR INFORMATION

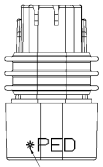

15326143	A1	15326141	BLACK	12040750	BLUE	12040751	GREEN
12162199	A1	12162196	MD GRAY	12040750	BLUE	12110169	LT ORN
12162198	A1	12162196	MD GRAY	12040750	BLUE	12079083	TAN
12162197	A1	12162196	MD GRAY	12040750	BLUE	12040751	GREEN
ASM PART NO	REV	PART NO	COLOR	PART NO	COLOR	PART NO	COLOR
		CONNECTOR		CONNECTOR SEAL		CABLE SEAL	

NOTES:

1. UNLESS OTHERWISE SPECIFIED AND/OR INDICATED:
   DIMENSIONS ARE TO FACE OF VIEW SHOWN AND AUTOMATICALLY ROUNDED BY COMPUTER FOR INSPECTION. (SEE MATH MODEL FOR PRECISE DIMENSION)
   FOR ALL OTHER DIMENSIONS NOT SHOWN BUT REQUIRED FOR TOOL BUILD, SEE MATH MODEL FOR PRECISE TOOL PATH DATA.
   CAVITIES ARE IDENTICAL
2. MATING COMPONENTS:
   CONNECTOR 12041409 OR EQUIVALENT
   TERMINAL 12124075 OR EQUIVALENT
3. WHEN PARTS ARE SHIPPED, THEY MUST BE PACKED IN PLASTIC BAGS OR SHIPPING CONTAINERS MUST BE LINED WITH PLASTIC LINERS. BAGS OR LINERS MUST BE SEALED TO AVOID ENTRY OF FOREIGN MATTER
4. FOR LEAD LENGTH CALCULATIONS, DISTANCE FROM MATING END OF CONNECTOR TO FRONT OF CABLE CORE IS 8.60 ±1.55
5. SEALING CODE 3

   DESIGN WILL PASS SALT FOG AND IMMERSION TEST AFTER CONDITIONING AS SPECIFIED IN ESA-644 (WEATHER-PACK) ESA-710 (METRI-PACK) ESA-650 (UNDERHOOD MICRO-PACK) C-4009 (WORLD CONNECTOR) ETC. - WHEN MATED TO MATING PART OR EQUIVALENT
6. DIMENSIONS MARKED "REF" ARE FOR REFERENCE ONLY AND NO TOLERANCE LIMITS ARE ESTABLISHED
7. ◇ S-60-T LUBEWELL LUBRICANT CAN BE USED AS AN AUXILIARY SUPPORT ON THE CABLE INSTALLATION PROCESS.

PART NO 1216 2265

DRAWING TYPE PID	OTHER DRAWINGS AVAILABLE
Vigraphics II	METRIC DIMENSIONS ARE IN MILLIMETERS UNLESS OTHERWISE NOTED
THIRD ANGLE PROJECTION	TOLERANCE UNLESS OTHERWISE SPECIFIED: DECIMAL: ANGLE ±2° ONE PLACE ±0.3 TWO PLACE ±0.15
CODE NO 6900 / SIZE -C-5110	DES
DATE 07FE94	DR E. BEILSTEIN 07FE94
SCALE 4:1	DR E. BEILSTEIN 07FE94
REFERENCE NO	APPD S.J. VURMER 15FE94
	VOL CM³
MATERIAL SPEC SEE DRAWING	
NAME TAXI ASM CONN 2F M/P 150.2 P25	
PART NUMBER 1216 2265	REV A0

DELPHI PACKARD ELECTRIC SYSTEMS
WARREN, OHIO 44486

USALCO 1516 2000